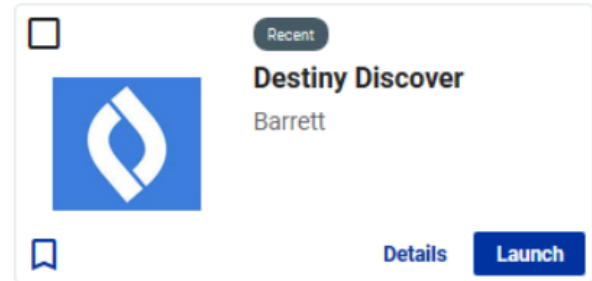
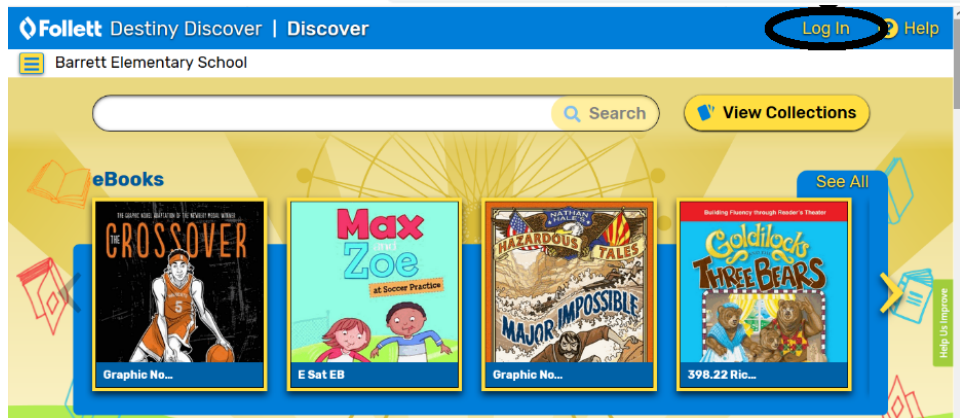


Print Book Checkout

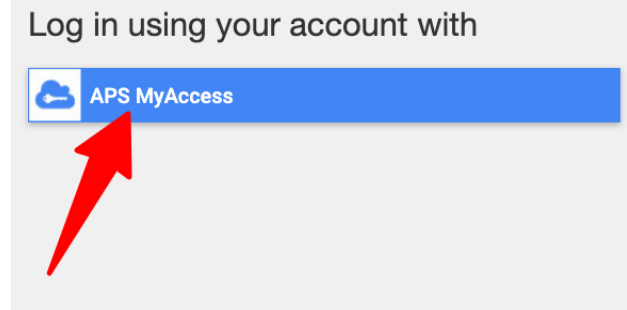
- Go to myaccess.apsva.us or click the app
 - Log in with your student ID and APS password
 - This is usually on the back of your iPad
- Click "Destiny Discover"




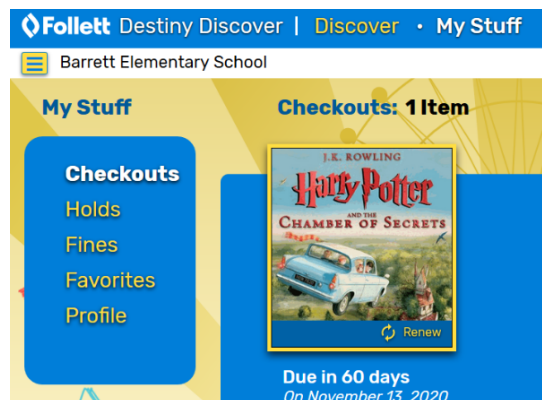
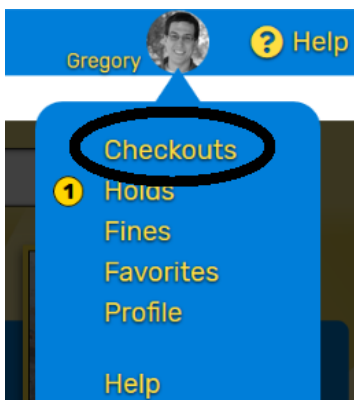
- Click "Log in" at the top



- Click on the "APS MyAccess"
 - on the left-hand side (blue bar).



- Now search for the book that you want. Place it on "Hold" by clicking  Hold
- Click on your name at the top. When the book is under checkout, it's ready to pick up!



Book Checkout Schedule



- Come to Barrett on Monday, Wednesday, or Friday between 11:00 and 1:00.
 - You can also pick up FREE lunch!
- Books will be available at Door #2
 - Pictured to the right
- Books can be returned Monday, Wednesday and Friday between 8:00 and 3:00.



For updates check out the Barrett Website

- <https://barrett.apsva.us/book-checkout/>



Questions? E-mail Mr. D'Addario greg.daddario@apsva.us